

# 2023 Annual Air Quality Report

Board of Directors  
Santa Barbara County  
Air Pollution Control District

Our Mission: To protect the people and the environment  
of Santa Barbara County from the effects of air pollution.

Aeron Arlin Genet  
Executive Director / APCO

Patrick Collins, Air Quality Specialist  
October 24, 2024

@OurAirSBC  



# Santa Barbara County Air Monitoring Network

## 13 Stations

- 9 - O<sub>3</sub>
- 5 - NO<sub>2</sub>
- 5 - SO<sub>2</sub>
- 2 - CO
- 3 - Hydrocarbon
- 4 - H<sub>2</sub>S
- 5 - PM<sub>10</sub>
- 6 - PM<sub>2.5</sub>
- 11 - MET locations



# New Carpinteria PM2.5 monitor



- Added to District Monitoring Network in 2023
- Funded by U.S. EPA 103 American Rescue Plan Direct Award grant
- Installed to provide information on the normal patterns of PM2.5 concentrations as well as wildfire smoke impacts



# Santa Barbara County Air Monitoring Network

Station	O <sub>3</sub>	NO <sub>2</sub>	SO <sub>2</sub>	CO	THC	H <sub>2</sub> S	TRS	PM <sub>10</sub>	PM <sub>2.5</sub>	WS	WD	ATM
Carpinteria	X	X								X	X	X
CarpPM*									X			
Goleta	X							X	X	X	X	X
Las Flores Canyon	X	X	X	X	X			X		X	X	X
Las Flores Canyon Odor						X				X	X	X
Lompoc H Street	X	X	X	X				X	X	X	X	X
Lompoc HS&P	X	X	X		X					X	X	X
Lompoc Odor						X	X			X	X	X
Paradise Road	X	X								X	X	X
Santa Barbara	X							X	X	X	X	X
Santa Maria	X		X			X		X	X	X	X	X
Santa Ynez	X								X			
West Campus			X		X	X	X			X	X	
SLAMS Monitors						Non-NAAQS Monitors						

*	Q4 only	THC	Total Hydrocarbons
WS	Wind Speed	TRS	Total Reduced Sulfur
WD	Wind Direction	ATM	Ambient Temperature

# Portable Monitoring





# Low-Cost Sensors

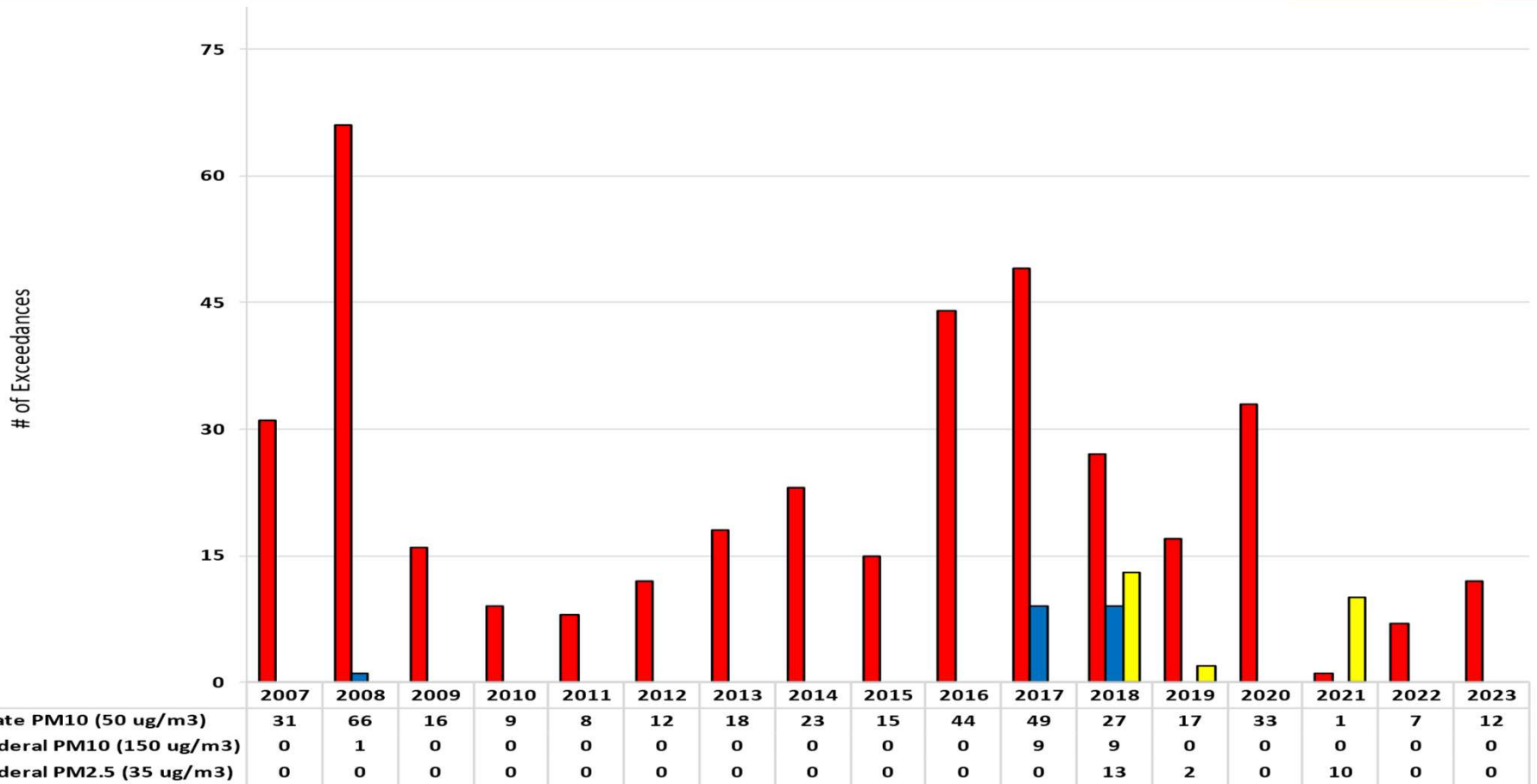


# 2023 Exceedances

Number of Days that Exceeded Air Quality Standard									
Station	O <sub>3</sub> -1hr (state)	O <sub>3</sub> -8hr (state)	O <sub>3</sub> -8hr (federal)	NO <sub>2</sub>	SO <sub>2</sub>	CO	PM <sub>10</sub> (state)	PM <sub>10</sub> (federal)	PM <sub>2.5</sub> (federal)
Carpinteria	0	0	0	0	-	-	-	-	-
CarpPM <sup>3</sup>	-	-	-	-	-	-	-	-	0
Goleta	0	0	0	-	-	-	0	0	0
Las Flores Canyon	0	0	0	0	0	0	0	0	-
Lompoc H Street	0	0	0	0	0	0	2	0	0
Lompoc HS&P	0	0	0	0	0	-	-	-	-
Paradise	0	0	0	0	-	-	-	-	-
Santa Barbara	0	0	0	-	-	-	1	0	0
Santa Maria	0	0	0	-	-	-	10	0	0
Santa Ynez	0	0	0	-	-	-	-	-	0
Countywide Total	0	0	0	0	0	0	13 <sup>2</sup>	0	0

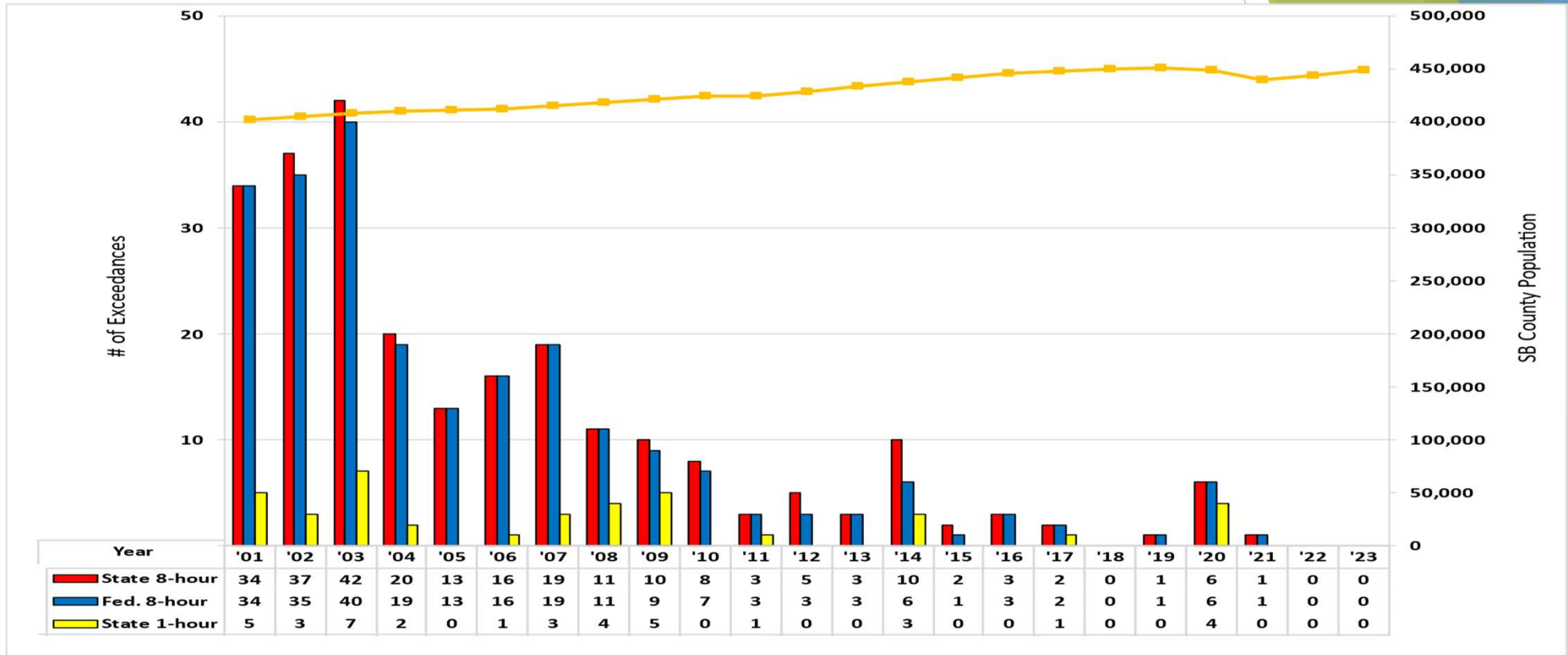
- An exceedance is a measured concentration of pollution that surpasses a Federal or State Standard
- 12 exceedance days for PM10: 1 in Lompoc, 1 in Santa Barbara, 10 in Santa Maria
- 9 out of 12 were due to high wind events

# Air Quality Standards - PM





# Air Quality Standards - Ozone

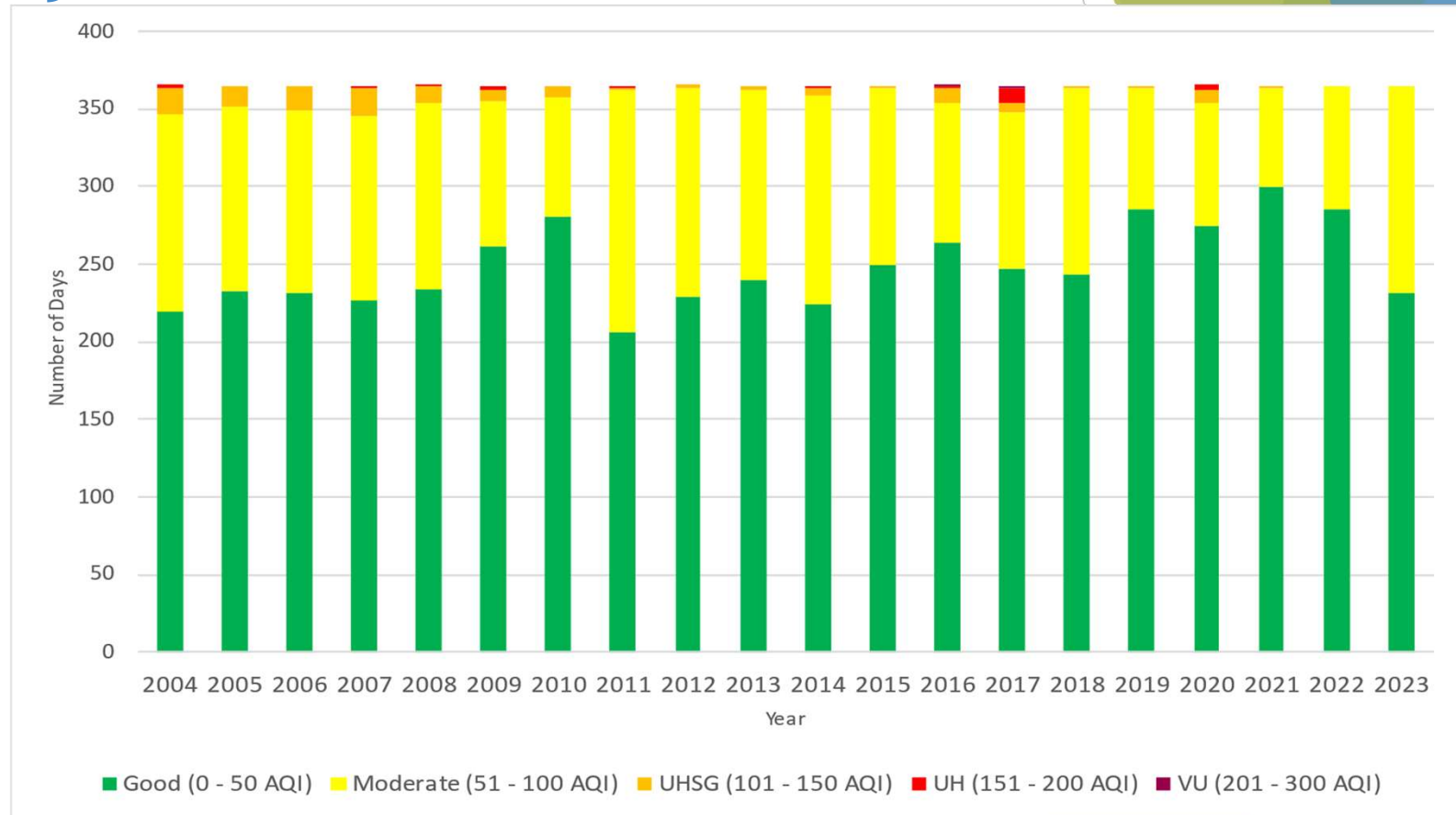


- 0 Days Exceeding the Federal and State 8-hour O<sub>3</sub> Standards
- 0 Days Exceeding the State 1-hour Standard
- Santa Barbara designated as nonattainment-transitional

# Air Quality Index

2023

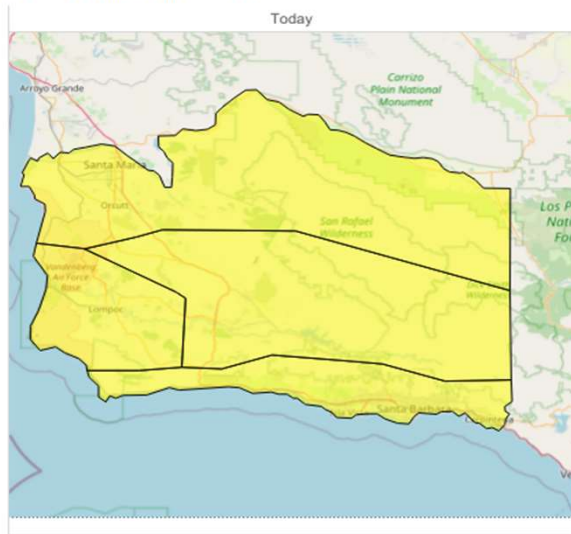
- ▶ 232 Good Days
- ▶ 133 Moderate Days
- ▶ 0 Unhealthy for Sensitive Groups Day
- ▶ 0 Days Unhealthy and above



# District Forecast Maps

Region

Forecast last updated on 10/9/2023



Region	October 10, 2023			October 11, 2023			October 12, 2023		
	Ozone	PM2.5	PM10	Ozone	PM2.5	PM10	Ozone	PM2.5	PM10
Lompoc Valley	Good	Good	Moderate	Good	Good	Good	Good	Good	Good
Santa Maria Valley and Cuyama	Good	Good	Moderate	Good	Good	Moderate	Good	Good	Good
Santa Ynez Valley	Good	Good	Moderate	Good	Good	Good	Good	Good	Good
South Coast	Good	Good	Moderate	Good	Good	Good	Good	Good	Good

tableau

Navigation icons: back, forward, search, refresh, share, print, zoom in, zoom out

← Posts
Follow

♥ 10
💬
📍 1
🔖

ourairsbc The #airquality forecast includes Moderate/Yellow conditions for particulate matter (PM 10), due to winds in the weather forecast. Check air quality conditions 24/7 on our website - link in bio.

El pronóstico de #calidaddelaire incluye amarillo/moderado para partículas (PM 10), debido a los vientos en el pronóstico meteorológico. Consulta las condiciones de calidad del aire 24/7 en nuestra web - enlace in la bio.

October 9, 2023 · See translation



# 2023 Summary

- ▶ Added Carpinteria PM2.5 monitor in 2023
- ▶ Increase in Moderate days compared to 2022
- ▶ Zero Ozone exceedance days
- ▶ 12 PM10 exceedance days



# Contact Information

**Patrick Collins**

Air Quality Specialist

805-979-8339

[CollinsP@sbcapcd.org](mailto:CollinsP@sbcapcd.org)

@OurAirSBC  

